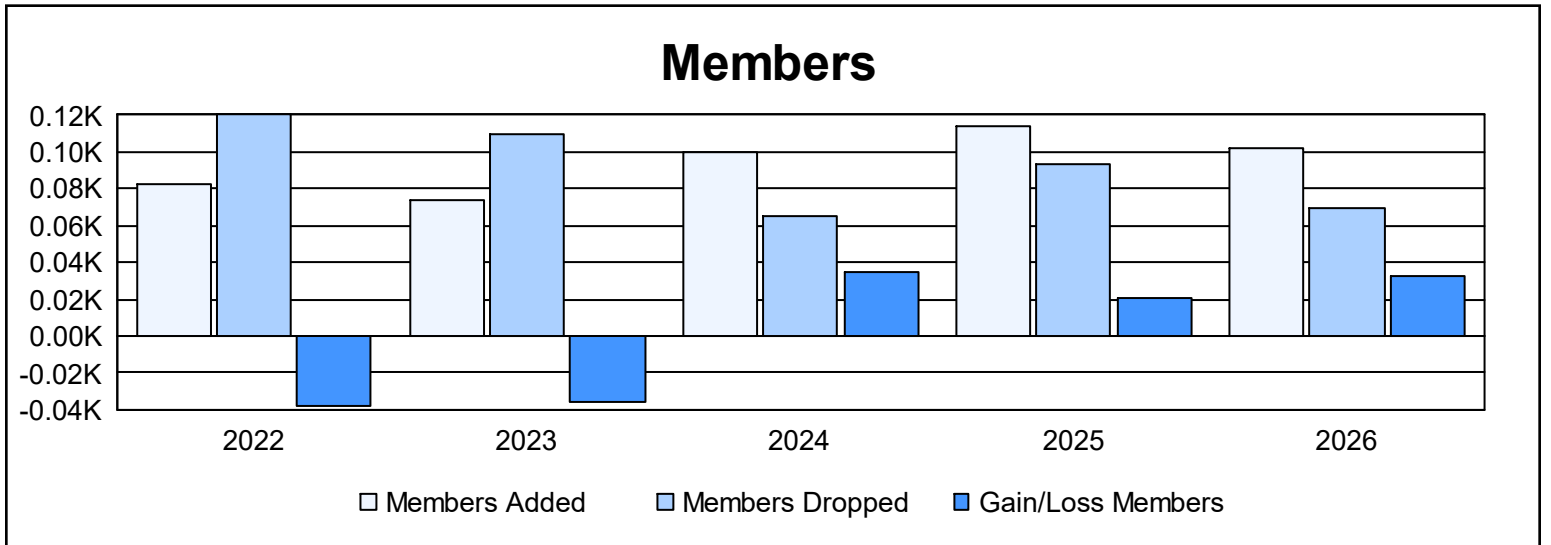
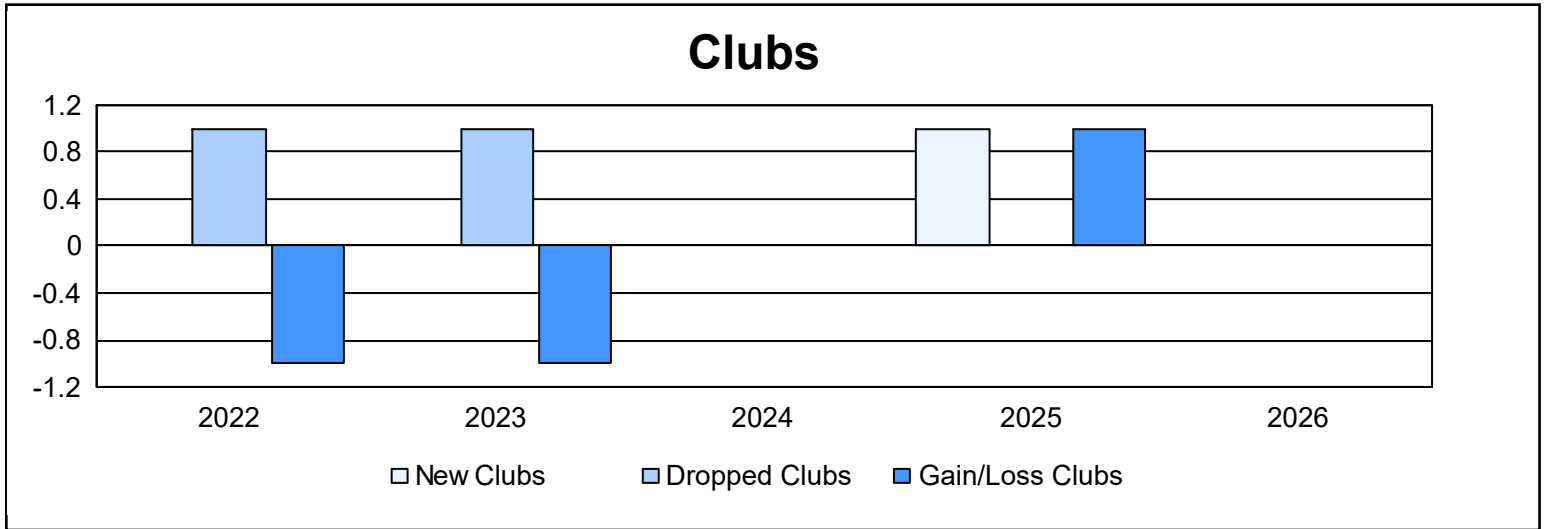
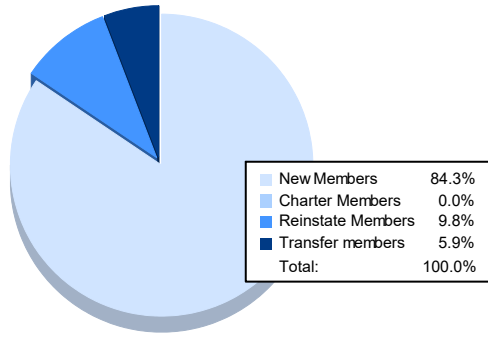


Year	New Clubs	Dropped Clubs	Gain/ Loss Clubs	New Members	Charter Members	Reinstate Members	Transfer Members	Total Member Added	Total Members Dropped	Gain/ Loss Members
2021-2022	0	1	-1	72	1	7	2	82	120	-38
2022-2023	0	1	-1	65	0	5	4	74	110	-36
2023-2024	0	0	0	98	0	1	1	100	65	35
2024-2025	1	0	1	86	20	5	3	114	93	21
2025-2026	0	0	0	86	0	10	6	102	69	33
<b>Average</b>	<b>0</b>	<b>0</b>	<b>0</b>	<b>81</b>	<b>4</b>	<b>6</b>	<b>3</b>	<b>94</b>	<b>91</b>	<b>3</b>



### Membership Composition May 2026 Cumulative



### Gender Composition May 2026 Cumulative

